

DISABILITY DATA COLLECTION THROUGH SURVEYS

TURKEY



Almaty, June 7th 2017

CONTENT

- ❑ Background
- ❑ 2011 Population and Housing Census (PHC) of Turkey
- ❑ Disability and 2011 PHC
- ❑ Turkey Disability Survey, 2002
- ❑ Survey on Problems and Expectations of Disabled People, 2010
- ❑ Turkey Health Survey

Population Censuses in Turkey

History

- first census in 1927,
- second census in 1935,
- every five years between 1935-1990,
- last traditional census in 2000

Totally 14 traditional population censuses.

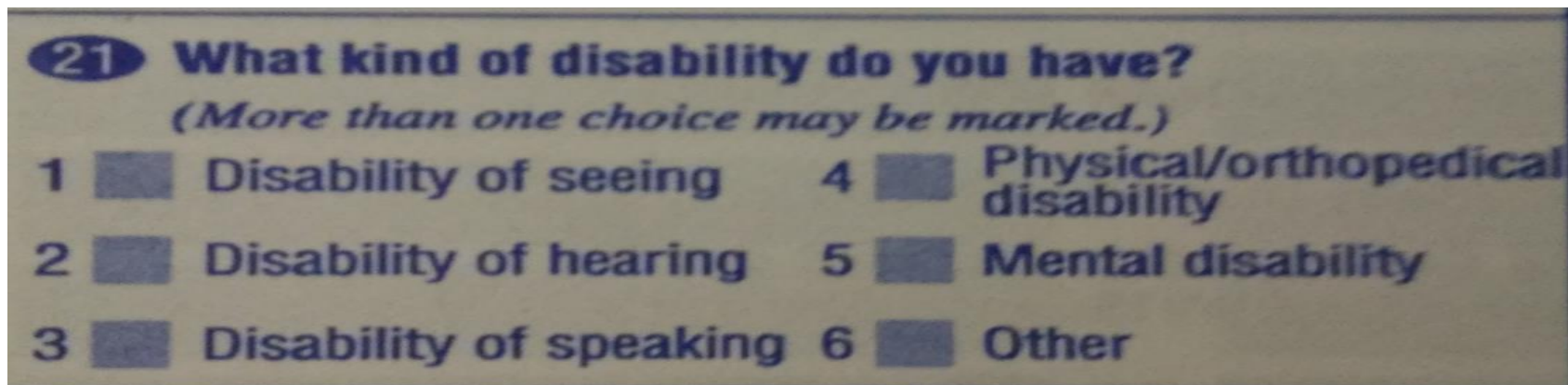
Method

- Traditional census method (face to face interview),
- Standard questionnaire,
- De facto population census definition,
- One day application with national curfew (no permission go out).



2000 Census of Turkey and Disability

- ❑ The question used in 2000 Census with regard to disability:



21 What kind of disability do you have?
(More than one choice may be marked.)

1 <input type="checkbox"/>	Disability of seeing	4 <input type="checkbox"/>	Physical/orthopedical disability
2 <input type="checkbox"/>	Disability of hearing	5 <input type="checkbox"/>	Mental disability
3 <input type="checkbox"/>	Disability of speaking	6 <input type="checkbox"/>	Other

- ❑ In 2011 Population and Housing Census, the content and pattern of the disability part of the questionnaire was changed and extended.

Address Based Registration System (ABPRS)

- ❑ The first results of the new system referring the date of 31 December 2007 was announced on 21 January 2008.
- ❑ Population size and basic characteristics of population by administrative units are produced **annually** from the system.
 - ❑ Population size by administrative division (province, district, sub-district and village)
 - ❑ Urban/ rural population
 - ❑ Nationality, place of birth
 - ❑ Age and sex
 - ❑ Educational status
 - ❑ Legal marital status
 - ❑ Migration between provinces
 - ❑ Household types





2011 POPULATION AND HOUSING CENSUS OF TURKEY

2011 Population And Housing Census (PHC)

- ❑ Turkey has conducted a census in 2011 in the scope of the 2010 World Population and Housing Census Programme.
- ❑ **Purpose:** To obtain information that
 - ✓ are not available in the ABPRS and other administrative registers or
 - ✓ can not be derived from regular household surveys in province and district level.




2011 PHC

Method: Combined

❖ using both population registers and conducting register based large-scaled sampling survey

- ❑ For households, 22.861 enumeration areas were selected (11,7%) as sample of the study, from 195.192 enumeration areas in total.
- ❑ About **2.2 million households**
- ❑ Complete enumeration of institutional places
- ❑ Information was collected face to face from **about 9 million people** during the field study.



2011 PHC

Reference date of the survey: October 2, 2011

Application period: October-November, 2011

(In some metropolitan cities, field application was completed in December.)

Application method: Face to face interview with CAPI, and by using paper based questionnaires

Financing: 100% National budget

Geographic Level: Province



2011
Population and
Housing Survey

Topics Covered in the Census

- Building and housing characteristics,
- Marital status,
- Place of usual residence one and five years prior to the census,
- Reason for migration,
- Ever resided abroad and year of arrival in the country,
- Disability,**
- Literacy and educational attainment,
- Attendance to pre-primary/pre-school/kindergarten,
- Labor force,
- Fertility,
- Deaths (infant, child and adult).

Disability and 2011 PHC

- ❑ In 2011 PHC, disability questions were formed based on UN led '**Washington Group**' recommendations who develop disability questions for censuses and surveys.
- ❑ At the same time, these questions were in accordance with International Classification of Functioning, Disability and Health (**ICF**) which is developed by World Health Organization (WHO).



Disability Questions

- In 2011 PHC, 6 functions were questioned and these questions were expected to be answered by one of the following options. In these questions **self evaluation** of the respondent was considered.
 - No difficulty,
 - Yes, some difficulty,
 - Yes, a lot of difficulty,
 - Can not do at all.
- For the questions except the ones regarding seeing and hearing, difficulty in function was questioned without taking into consideration any assisting equipment.

Disability Questions

- ❑ Questions regarding seeing and hearing were directed to all ages where for others only those that are 3 years or older were covered.
- ❑ Difficulties that last a period shorter than 6 months (such as fractures of the hand or arm, ear or eye surgery) were not taken into consideration for all types of disabilities.
- ❑ When proportion of disabled were calculated, the proportions of persons who declared that they **cannot do at all** or **have a lot of difficulty** in the related function were considered.

Disability Questions

DISABILITY

15. Do you have any chronic illnesses such as hypertension, diabetes, heart disease, cancer, kidney failure, stroke, hepatitis, asthma, etc.?

1 Yes

2 No

16. Do you have difficulty in seeing?
(even if you use glasses or contact lenses)

1 Not at all

3 A lot

2 Some

4 Can not see at all

17. Do you have difficulty in hearing?
(even if you use hearing aid)

1 Not at all

3 A lot

2 Some

4 Can not hear at all

Disability Questions

ASK PERSONS AGED 3 AND OVER.
SKIP TO QUESTION 41 FOR PERSONS AGED BELOW 3.

18. Do you have difficulty in speaking such as speech impairment, lalopathy, stammering, etc.?

1 Not at all
2 Some

3 A lot
4 Can not speak at all

19. Do you have difficulty in walking or climbing stairs?

1 Not at all
2 Some

3 A lot
4 Can not do at all

20. Do you have difficulty in holding or lifting something?

1 Not at all
2 Some

3 A lot
4 Can not do at all

21. Do you have difficulty in learning, doing simple calculations, remembering and concentrating when compared to your peers?

1 Not at all
2 Some

3 A lot
4 Can not do at all

DISABLED POPULATION BY PROVINCES

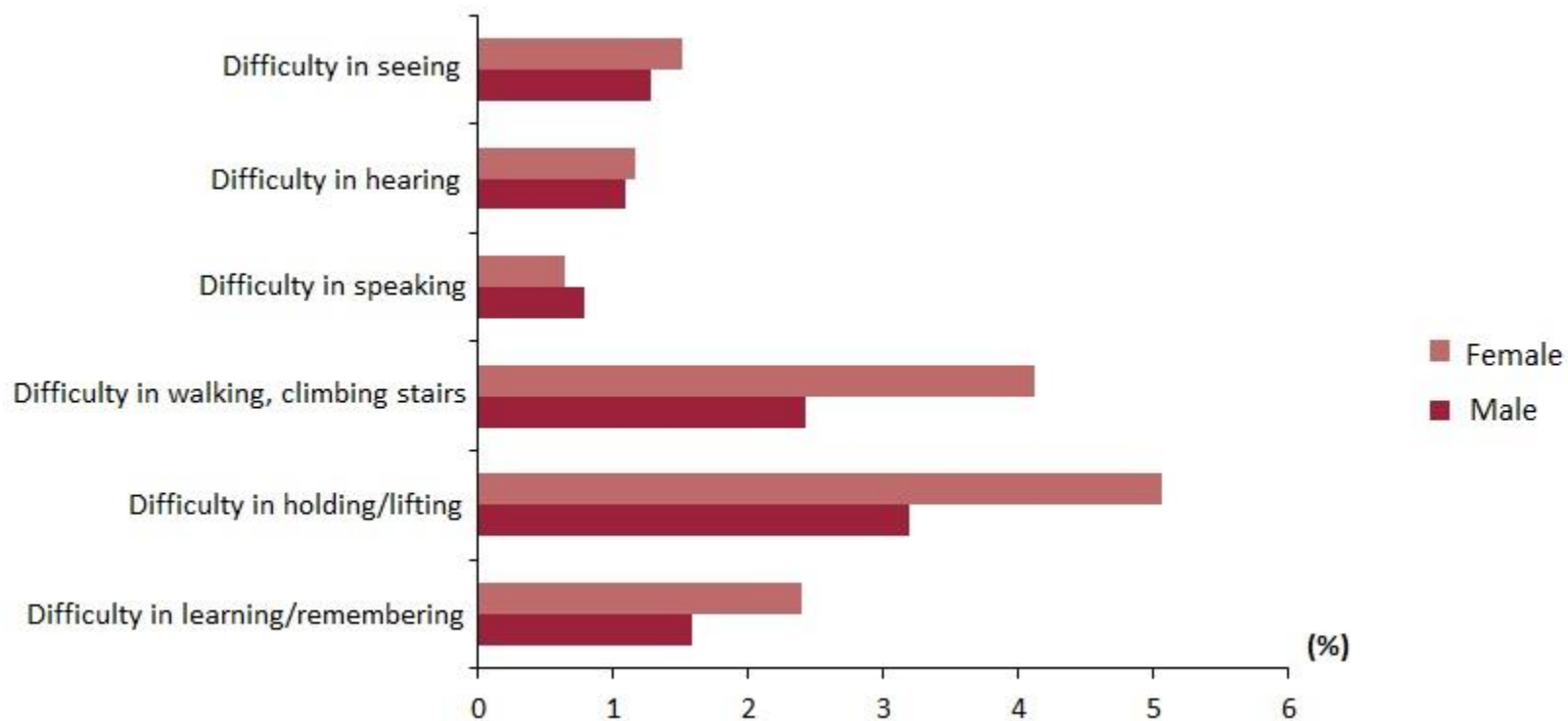
Total Disabled Population*

4.882.841



Persons who declared that they cannot do at all or have a lot of difficulty in the related function were considered.

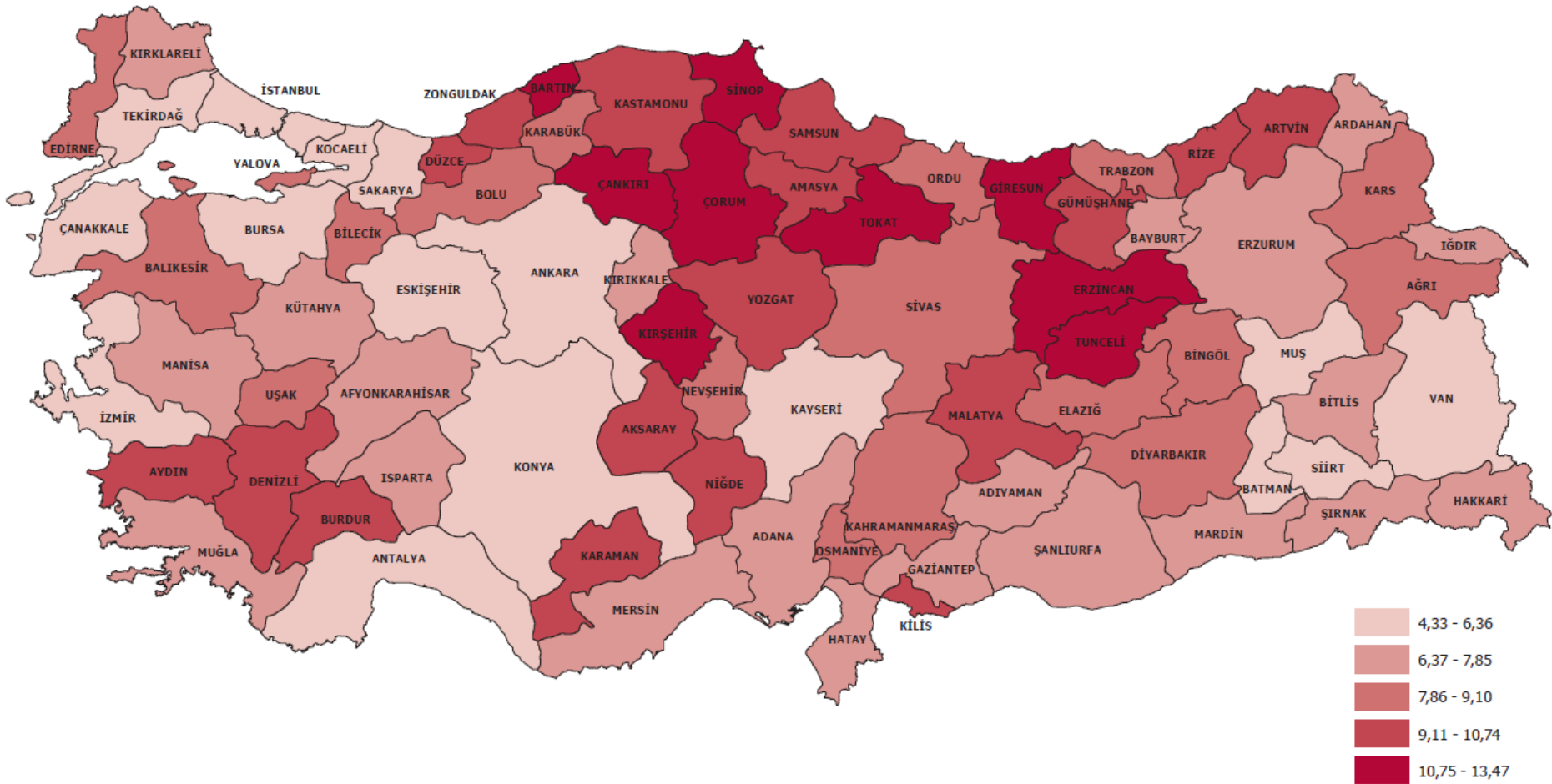
Proportion of Disabled Population by Type of Disability and Sex, 2011



Proportion of disabled population (%), 2011	TURKEY
Have difficulty in seeing	%1,4
Have difficulty in hearing	% 1,1
Have difficulty in walking or climbing stairs	% 3,3
Have difficulty in speaking	% 0,7
Have difficulty in holding or lifting something	% 4,1
Have difficulty in learning, doing simple calculations, remembering and concentrating when compared to peers	%2,0

Proportion of Persons with at least one disability, 2011

Proportion of persons with at least one disability (Population 3 years of age and over) (%)



Turkey Disability Survey (2002)

- ❑ **Purpose:** To measure number of disabled people, disability proportion, their socio-economic characteristics, their problems in social life, expectations, type of disability, causes of disability and regional differences and also the proportion of population having chronic illnesses.
- ❑ **Geographic detail:** Turkey, urban-rural area and 7 geographical regions
- ❑ **Data collection system:** Two separate questionnaires, which are Household Questionnaire and Disabled Person Questionnaire, have been applied to sampling households by using face-to-face interview method.

Turkey Disability Survey (2002)

- ❑ **Sampling Unit:** Household
- ❑ **Sample Size:** 97 433 households
- ❑ **Sampling Method:** Single-stage stratified cluster sampling
- ❑ **Variables collected:** Statistical information on age, sex, marital status, educational level, labour force status, social security status, disability proportion, apperance time of disability, cause of disability, degree of disability, status of being treated, status of using apparatus, expectations of disabled people from organizations have been collected.
- ❑ **Time coverage:** Data are available for only 2002

Survey on Problems and Expectations of Disabled People (2010)

- **Purpose:** To determine the problems and expectations of disabled people in their daily lives, who are registered in the **National Disabled People Database** and to make effective policies in the related fields.
- **280.014 disabled individuals**
 - recorded in the National Disabled People Database
 - having a health report about type of disability
 - being disabled at least 20%
 - living in a household in Turkey

Survey on Problems and Expectations of Disabled People (2010)

- Data collection system:** Two separate questionnaires, which are Household Questionnaire and Disabled Person Questionnaire, have been applied to sampling households by using face-to-face interview method.
- Geographic detail:** Data based on Turkey, urban and rural area are available.
- Time coverage:** Data are available for only 2010.

Turkey Health Survey

- ❑ **Periodicity:** Biennially
- ❑ **Data source:** Households
- ❑ **Method:** Face to face interview
- ❑ **Sample Size:** 9.740 households (2014)
- ❑ **Geographic Level:**
 - ❑ Turkey and urban-rural area for 2008, 2010 and 2012.
 - ❑ Turkey for 2014 and 2016
- ❑ **Time coverage:** Data is available for the years 2008, 2010, 2012, 2014 and 2016

Turkey Health Survey

- ❑ Indicators for the population **15 years of age and over** related with disability and old age:
 - ❑ The percentage of individuals having
 - **vision problem** by sex and age groups
 - **hearing problem** by sex and age groups
 - difficulty in **walking** and **walking up or down** stairs without using any aid or assistance by sex and age groups
 - difficulty in **learning** and **remembering** events by sex and age groups

Disability Questions in Turkey Health Survey

9. Do you wear glasses or contact lenses?

- Yes 1
- No 2
- I'm blind or cannot see at all 3 GO TO Q11

10. Do you have difficulty seeing even when wearing your glasses or contact lenses?

- No difficulty 1
- Some difficulty 2
- A lot of difficulty 3
- Cannot do at all/Unable to do 4

11. Do you use a hearing aid?

- Yes 1
- No 2
- I am profoundly deaf 3 GO TO Q14

12. Do you have difficulty hearing what is said in a conversation with one other person in a quiet room, even when using your hearing aid?

- No difficulty 1
- Some difficulty 2
- A lot of difficulty 3
- Cannot do at all/Unable to do 4

Disability Questions in Turkey Health Survey

13. Do you have difficulty hearing what is said in a conversation with one other person in a noisier room, even when using your hearing aid?

- No difficulty 1
- Some difficulty 2
- A lot of difficulty 3
- Cannot do at all/Unable to do 4

14. Do you have difficulty walking half a km on level ground without the use of any aid?

- No difficulty 1
- Some difficulty 2
- A lot of difficulty 3
- Cannot do at all/Unable to do 4

15. Do you have difficulty walking up or down 12 steps?

- No difficulty 1
- Some difficulty 2
- A lot of difficulty 3
- Cannot do at all/Unable to do 4

16. Do you have difficulty in learning new things (reading, doing simple calculations etc.) when compared to your peers?

- No difficulty 1
- Some difficulty 2
- A lot of difficulty 3
- Cannot do at all 4

17. Do you have difficulty remembering recent events(events of the day, names of folks)?

- No difficulty 1
- Some difficulty 2
- A lot of difficulty 3
- Cannot do at all 4

Challenges

Problems

- ❑ Difficulty in “defining” disability (self declaration/ official report)
- ❑ Lack of a database which covers all disabled persons and which can be linked to Address Based Registration System through an unique identity number
- ❑ No recent data



Targets

Future goals

- ❑ Establishment of a database derived from the records of related institutions and organizations in collaboration with the responsible ministry: **Ministry of Family and Social Policies**
 - The database to be established for the 2021 PHC will consist of **disabled persons with a medical report.**
- ❑ To obtain information on disabled population completely from administrative registers in 2021 PHC.



Thank you...